

RCD/RCG Technical Data

Diesel and LPG Forklift Trucks

RCD/RCG 15/18/20

RCD/RCG 25/30/35

RCD/RCG 40/50





				STILL	STILL	STILL	STILL	STILL	STILL	STILL	STILL		
Features	1.1	Manufacturer											
	1.2	Manufacturer's type designation		RCD 15	RCD 18	RCD 20	RCD 25	RCD 30	RCD 35	RCD 40	RCD 50		
	1.2.1	Manufacturer's type number		4211	4212	4213	4221	4222	4223	4231	4233		
	1.3	Drive		Diesel	Diesel	Diesel	Diesel	Diesel	Diesel	Diesel	Diesel		
	1.4	Operation		Seated	Seated	Seated	Seated	Seated	Seated	Seated	Seated		
	1.5	Rated capacity/rated load	Q	kg	1500	1800	2000	2500	3000	3500	4000	5000	
	1.6	Load centre distance	c	mm	500	500	500	500	500	500	500	500	
	1.8	Load distance	x	mm	435	435	435	479	484	489	562	567	
	1.9	Wheel base	y	mm	1500	1500	1500	1700	1700	1700	2000	2000	
Weights	2.1	Service weight		kg	3100	3250	3320	4050	4500	4980	6800	7340	
	2.2	Axle load, laden	front/rear	kg	3800/600	4370/680	4460/800	5820/730	6580/920	7280/1200	9627/1243	11000/1420	
	2.3	Axle load, unladen	front/rear	kg	1080/2020	1320/1930	1300/2020	1530/2520	1800/2700	1680/3300	2731/3676	3120/4200	
Tyres/chassis	3.1	Tyres			Superelastic	Superelastic	Superelastic	Superelastic	Superelastic	Superelastic	Superelastic		
	3.2	Tyre size	front		6.50-10/14PR	6.50-10/14PR	6.50-10/14PR	28*9-15/14PR	28*9-15/14PR	28*9-15/14PR	300*15/20PR	300*15/20PR	
	3.3	Tyre size	rear		5.00-8/10PR	5.00-8/10PR	5.00-8/10PR	6.50-10/10PR	6.50-10/10PR	6.50-10/10PR	7.00-12/12PR	7.00-12/12PR	
	3.5	Wheels, number (x = driven wheels)	front/rear		2x/2	2x/2	2x/2	2x/2	2x/2	2x/2	2x/2	2x/2	
	3.6	Track width	front	b ₁₀	mm	940	940	940	1000	1000	1060	1180	1180
	3.7	Track width	rear	b ₁₁	mm	920	920	920	970	970	970	1190	1190
Basic dimensions	4.1	Tilt of mast/fork carriage	forward/backward	α/β	°	6/12	6/12	6/12	6/12	6/12	6/12	6/12	
	4.2	Height of mast	mast lowered	h ₁	mm	2002	2002	2002	2080	2080	2230	2390	2390
	4.3	Free lift		h ₂	mm	128	128	128	140	145	150	150	
	4.4	Lift		h ₃	mm	3000	3000	3000	3000	3000	3000	3000	
	4.5	Height of mast	mast extended	h ₄	mm	4040	4040	4040	4040	4273	4273	4275	4275
	4.7	Height above protective roof (cab)		h ₆	mm	2085	2085	2085	2110	2110	2110	2260	2260
	4.8	Seat height relating to SIP/stand height		h ₇	mm	1140	1140	1140	1165	1165	1165	1315	1315
	4.12	Coupling height		h ₁₀	mm	220	220	220	300	300	300	380	380
	4.19	Overall length		l ₁	mm	3282	3316	3490	3730	3780	3880	4180	4230
	4.20	Length including fork backs		l ₂	mm	2362	2396	2420	2660	2710	2810	3110	3160
	4.21	Overall width		b ₁	mm	1140	1140	1140	1225	1225	1285	1485	1485
	4.22	Fork dimensions		s/e/l	mm	35/120/1070	35/120/1070	40/122/1070	40/122/1070	45/125/1070	50/125/1070	50/150/1070	55/150/1070
	4.23	Fork carriage ISO 2328, class/type A, B				II A	II A	II A	II A	III A	III A	III A	III A
	4.24	Fork carriage width		b ₃	mm	1040	1040	1040	1040	1100	1100	1380	1380
	4.31	Ground clearance, laden, below mast		m ₁	mm	110	110	110	135	135	135	145	145
	4.32	Ground clearance, centre of wheelbase		m ₂	mm	105	105	105	140	140	140	180	180
	4.33	Aisle width for pallets 1000 x 1200 crossways		A _{st}	mm	3795	3815	3835	4119	4144	4229	4552	4597
	4.34	Aisle width for pallets 800 x 1200 lengthways		A _{st}	mm	3995	4015	4035	4319	4344	4429	4752	4797
4.35	Turning radius		W _a	mm	2160	2180	2200	2440	2460	2540	2790	2830	
4.36	Smallest pivot point distance		b ₁₃	mm	601	601	601	810	810	810	900	900	
Performance data	5.1	Driving speed	laden/unladen		km/h	17/17	17/17	17/17	18/18	18/18	18/18	24/25	24/25
	5.2	Lifting speed	laden/unladen		m/s	0.65/0.76	0.59/0.76	0.53/0.76	0.57/0.59	0.52/0.58	0.46/0.56	0.44/0.53	0.44/0.53
	5.3	Lowering speed	laden/unladen		m/s	0.48/0.43	0.48/0.43	0.48/0.43	0.48/0.40	0.48/0.40	0.48/0.40	0.42/0.36	0.42/0.36
	5.5	Drawbar pull	laden/unladen		kN	16/10	16/10	16/10	19/16	19/16	19/16	25/23	25/23
	5.7	Gradeability	laden/unladen		%	20/20	20/20	20/20	20/20	20/20	20/20	20/20	20/20
	5.9	Acceleration time	laden/unladen		s	5.4/4.8	5.4/4.8	5.4/4.8	4.9/4.3	4.9/4.3	4.9/4.3	5.8/4.8	5.8/4.8
5.10	Service brake				Mechanical/hydraulic	Mechanical/hydraulic	Mechanical/hydraulic	Mechanical/hydraulic	Mechanical/hydraulic	Mechanical/hydraulic	Mechanical/hydraulic	Mechanical/hydraulic	
IC engine	7.1	Acceleration time				Doosan	Doosan	Doosan	Doosan	Doosan	Doosan	Deutz	Deutz
	7.1.1	Type				DM02	DM02	DM02	DM02	DM02	DM02	TCD2.9 L4	TCD2.9 L4
	7.2	Engine performance in accordance with ISO 1585			kW	36.4	36.4	36.4	36.4	36.4	36.4	55.4	55.4
	7.3	Nominal speed			1/min	2400	2400	2400	2400	2400	2400	2300	2300
	7.4	Number of cylinders				4	4	4	4	4	4	4	4
	7.4.1	Capacity			cm ³	2400	2400	2400	2400	2400	2400	2900	2900
		Emission level acc. to EU Regulation 2016/1628				Stage V	Stage V	Stage V	Stage V	Stage V	Stage V	Stage V	Stage V
	7.5	Fuel consumption in accordance with EN 16796			l/h	1.7	1.9	2.1	3.0	3.2	4.0	4.3	4.6
	7.6	Turnover output according to EN 16796			t/h	67	75	83	110	119	122	164	173
	7.7	Turnover efficiency according to EN 16796			t/l	14	15	17	23	25	26	21	23
7.9	Vehicle electrical system voltage			V	12	12	12	12	12	12	12	12	
8.1	Type of drive unit				Torque converter	Torque converter	Torque converter	Torque converter	Torque converter	Torque converter	Torque converter	Torque converter	
Miscellaneous	10.1	Operating pressure for attachments			bar	165	165	165	165	165	200	200	
	10.2	Oil volume for attachments			l/min	23	23	23	23	23	101	101	
	10.4	Fuel tank, capacity			l	54	54	54	62	62	90	90	
	10.7	Sound pressure level L _{paz} ¹ (operator's position)			dB(A)	88	88	88	84	84	84	85	85
	10.7.1	Sound power level during the work cycle acc. to EN 12053			dB(A)	108	108	108	106	106	106	108	108
10.8	Towing coupling, type DIN 15170				Bolt	Bolt	Bolt	Bolt	Bolt	Bolt	Bolt	Bolt	

¹ Without cab; with cab values may differ

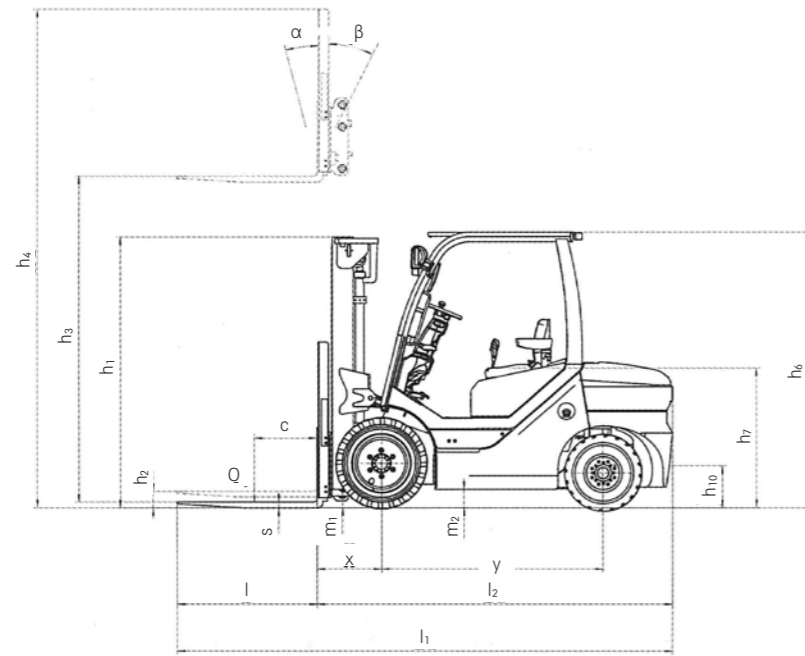


				STILL	STILL	STILL	STILL	STILL	STILL	STILL	STILL		
Features	1.1	Manufacturer											
	1.2	Manufacturer's type designation		RCG 15	RCG 18	RCG 20	RCG 25	RCG 30	RCG 35	RCG 40	RCG 50		
	1.2.1	Manufacturer's type number		4214	4215	4216	4224	4225	4226	4234	4236		
	1.3	Drive		LPG	LPG	LPG	LPG	LPG	LPG	LPG	LPG		
	1.4	Operation		Seated	Seated	Seated	Seated	Seated	Seated	Seated	Seated		
	1.5	Rated capacity/rated load	Q	kg	1500	1800	2000	2500	3000	3500	4000	5000	
	1.6	Load centre distance	c	mm	500	500	500	500	500	500	500	500	
	1.8	Load distance	x	mm	435	435	435	479	484	489	562	567	
	1.9	Wheel base	y	mm	1500	1500	1500	1700	1700	1700	2000	2000	
Weights	2.1	Service weight		kg	3095	3250	3360	4030	4480	4960	6800	7360	
	2.2	Axle load, laden	front/rear	kg	3800/600	4370/680	4500/840	5720/810	6460/1000	7210/1250	9550/1250	11020/1440	
	2.3	Axle load, unladen	front/rear	kg	1080/2020	1320/1930	1280/2080	1450/2580	1720/2760	1600/3360	3340/3460	3140/4220	
Tyres/chassis	3.1	Tyres			Superelastic	Superelastic	Superelastic	Superelastic	Superelastic	Superelastic	Superelastic		
	3.2	Tyre size	front		6.50-10/14PR	6.50-10/14PR	6.50-10/14PR	28*9-15/14PR	28*9-15/14PR	28*9-15/14PR	300*15/20PR	300*15/20PR	
	3.3	Tyre size	rear		5.00-8/10PR	5.00-8/10PR	5.00-8/10PR	6.50-10/10PR	6.50-10/10PR	6.50-10/10PR	7.00-12/12PR	7.00-12/12PR	
	3.5	Wheels, number (x = driven wheels)	front/rear		2x/2	2x/2	2x/2	2x/2	2x/2	2x/2	2x/2	2x/2	
	3.6	Track width	front	b ₁₀	mm	940	940	940	1000	1000	1060	1180	1180
	3.7	Track width	rear	b ₁₁	mm	920	920	920	970	970	970	1190	1190
	4.1	Tilt of mast/fork carriage	forward/backward	α/β	°	6/12	6/12	6/12	6/12	6/12	6/12	6/12	6/12
Basic dimensions	4.2	Height of mast	mast lowered	h ₁	mm	2002	2002	2002	2080	2080	2230	2390	2390
	4.3	Free lift		h ₂	mm	128	128	128	140	145	150	150	150
	4.4	Lift		h ₃	mm	3000	3000	3000	3000	3000	3000	3000	3000
	4.5	Height of mast	mast extended	h ₄	mm	4040	4040	4040	4040	4273	4273	4275	4275
	4.7	Height above protective roof (cab)		h ₆	mm	2085	2085	2085	2110	2110	2110	2260	2260
	4.8	Seat height relating to SIP/stand height		h ₇	mm	1140	1140	1140	1165	1165	1165	1315	1315
	4.12	Coupling height		h ₁₀	mm	220	220	220	300	300	300	390	380
	4.19	Overall length		l ₁	mm	3282	3316	3490	3730	3780	3880	4186	4221
	4.20	Length including fork backs		l ₂	mm	2362	2396	2420	2660	2710	2810	3116	3151
	4.21	Overall width		b ₁	mm	1140	1140	1140	1225	1225	1285	1485	1485
	4.22	Fork dimensions		s/e/l	mm	35/120/1070	35/120/1070	40/122/1070	40/122/1070	45/125/1070	50/125/1070	50/150/1070	55/150/1070
	4.23	Fork carriage ISO 2328, class/type A, B				II A	II A	II A	II A	III A	III A	III A	III A
	4.24	Fork carriage width		b ₃	mm	1040	1040	1040	1040	1100	1100	1480	1480
	4.31	Ground clearance, laden, below mast		m ₁	mm	110	110	110	135	135	135	145	145
	4.32	Ground clearance, centre of wheelbase		m ₂	mm	105	105	105	140	140	140	180	180
	4.33	Aisle width for pallets 1000 x 1200 crossways		A _{st}	mm	3795	3815	3835	4119	4144	4229	4557	4597
	4.34	Aisle width for pallets 800 x 1200 lengthways		A _{st}	mm	3995	4015	4035	4319	4344	4429	4757	4797
4.35	Turning radius		W _a	mm	2160	2180	2200	2440	2460	2540	2795	2830	
4.36	Smallest pivot point distance		b ₁₃	mm	601	601	601	810	810	810	922	922	
Performance data	5.1	Driving speed	laden/unladen	km/h	17/17	17/17	17/17	18/18	18/18	18/18	24/26	24/26	
	5.2	Lifting speed	laden/unladen	m/s	0.55/0.61	0.55/0.61	0.55/0.61	0.54/0.58	0.52/0.57	0.46/0.55	0.47/0.53	0.47/0.53	
	5.3	Lowering speed	laden/unladen	m/s	0.48/0.43	0.48/0.43	0.48/0.43	0.48/0.40	0.48/0.40	0.48/0.40	0.43/0.36	0.43/0.36	
	5.5	Drawbar pull	laden/unladen	kN	16/10	16/10	16/10	19/16	19/16	19/16	24/21	24/21	
	5.7	Gradeability	laden/unladen	%	20/20	20/20	20/20	20/20	20/20	20/20	20/20	20/20	
	5.9	Acceleration time	laden/unladen	s	4.8/4.3	4.8/4.3	4.8/4.3	5.2/4.4	5.2/4.4	5.2/4.4	5.7/4.9	5.6/4.3	
5.10	Service brake				Mechanical/hydraulic	Mechanical/hydraulic	Mechanical/hydraulic	Mechanical/hydraulic	Mechanical/hydraulic	Mechanical/hydraulic	Mechanical/hydraulic		
IC engine	7.1	Acceleration time			Deutz	Deutz	Deutz	Doosan	Doosan	Doosan	Doosan	Doosan	
	7.1.1	Type			G2.2	G2.2	G2.2	P24	P24	P24	P34	P34	
	7.2	Engine performance in accordance with ISO 1585			kW	40	40	40.2	40.2	40.2	55.2	55.2	
	7.3	Nominal speed			1/min	2600	2600	2600	2600	2600	2300	2300	
	7.4	Number of cylinders				3	3	3	4	4	4	4	
	7.4.1	Capacity			cm ³	2200	2200	2200	2400	2400	2400	3400	3400
		Emission level acc. to EU Regulation 2016/1628				Stage V	Stage V	Stage V	Stage V	Stage V	Stage V	Stage V	
	7.5	Fuel consumption in accordance with EN 16796			kg/h	2.8	2.9	3	2.9	3.2	3.4	6	6.4
	7.6	Turnover output according to EN 16796			t/h	73	76	78	105	116	123	163	175
	7.7	Turnover efficiency according to EN 16796			t/kg	16	16	17	21	23	25	19	20
7.9	Vehicle electrical system voltage			V	12	12	12	12	12	12	12	12	
8.1	Type of drive unit				Torque converter	Torque converter	Torque converter	Torque converter	Torque converter	Torque converter	Torque converter		
Miscellaneous	10.1	Operating pressure for attachments			bar	165	165	165	165	165	200	200	
	10.2	Oil volume for attachments			l/min	23	23	23	23	23	108	108	
	10.4	Fuel tank, capacity			kg	11	11	11	11	11	22	22	
	10.7	Sound pressure level L _{paz} ¹ (operator's position)			dB(A)	80	80	80	86	86	86	86	
	10.7.1	Sound power level during the work cycle acc. to EN 12053			dB(A)	100	100	100	104	104	104	110	
	10.8	Towing coupling, type DIN 15170				Bolt	Bolt	Bolt	Bolt	Bolt	Bolt	Bolt	

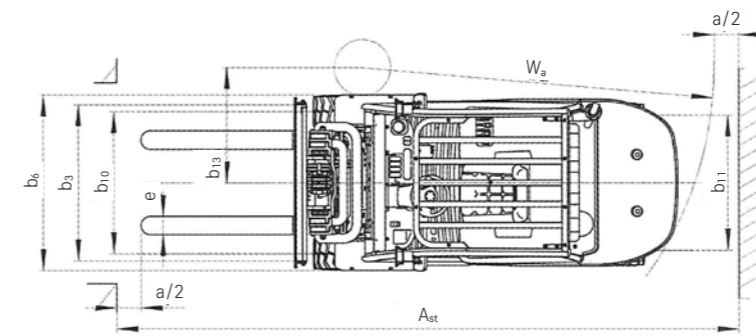
¹ Without cab; with cab values may differ



			Telescopic mast					HiLo mast			Triplex mast								
			mm	mm	mm	mm	mm	mm	mm	mm	mm	mm	mm	mm	mm	mm	mm		
RCD/RCG 15-20	Nominal lift	h_3	mm	3000	3300	4000	4500	5000	3000	3300	4000	4350	4500	4700	4800	5000	5500	6000	
	Height	h_1	mm	2002	2152	2552	2802	3052	2002	2152	2552	2102	2152	2217	2252	2395	2629	2862	
	Free lift	h_2	mm	128	128	128	128	128	1411	1561	1961	1489	1539	1604	1639	1782	2016	2249	
	Height	mast extended h_4	mm	4041	4341	5041	5541	6041	4041	4341	5041	5391	5541	5741	5841	6041	6541	7041	
	Tilt of mast	forward/backward α/β	°	6/12	6/12	6/8	6/6	3/6	6/12	6/12	6/8	6/6	6/6	6/6	6/6	6/6	3/6	3/6	
	Tyres	front/rear		6,50-10/14PR/5,00-8/10PR															
	Track	front/rear	mm	940/920															
Maximum width	b_1	mm	1140																
RCD/RCG 25	Nominal lift	h_3	mm	3000	3300	4000	4500	5000	3000	3300	4000	4350	4500	4700		5000	5500	6000	
	Height	h_1	mm	2080	2230	2630	2880	3130	2080	2230	2630	2130	2180	2245		2423	2657	2890	
	Free lift	h_2	mm	140	140	140	140	140	1425	1575	1975	1500	1550	1615		1793	2027	2260	
	Height	mast extended h_4	mm	4040	4340	5040	5540	6040	4040	4340	5040	5390	5540	5740		6040	6540	7040	
	Tilt of mast	forward/backward α/β	°	6/12	6/12	6/8	6/8	3/6	6/12	6/12	6/8	6/6	6/6	6/6	6/6	6/6	3/6	3/6	
	Tyres	front/rear		28*9-15/14PR/6,50-10/14PR															
	Track	front/rear	mm	1000/970															
Maximum width	b_1	mm	1225																
RCD/RCG 30	Nominal lift	h_3	mm	3000	3300	4000	4500	5000	3000	3300	4000	4350	4500	4700		5000	5500	6000	
	Height	h_1	mm	2080	2230	2630	2880	3130	2080	2230	2630	2130	2180	2245		2423	2657	2890	
	Free lift	h_2	mm	145	145	145	145	145	1425	1575	1975	1500	1550	1615		1793	2027	2260	
	Height	mast extended h_4	mm	4040	4340	5040	5540	6040	4040	4340	5040	5390	5540	5740		6040	6540	7040	
	Tilt of mast	forward/backward α/β	°	6/12	6/12	6/8	6/8	3/6	6/12	6/12	6/8	6/6	6/6	6/6	6/6	6/6	3/6	3/6	
	Tyres	front/rear		28*9-15/14PR/6,50-10/14PR															
	Track	front/rear	mm	1000/970															
Maximum width	b_1	mm	1225																
RCD/RCG 35	Nominal lift	h_3	mm	3000	3300	4000	4500	5000	3000	3300	4000	4350	4500	4700		5000	5500	6000	
	Height	h_1	mm	2080	2230	2630	2880	3130	2080	2230	2630	2130	2180	2245		2423	2657	2890	
	Free lift	h_2	mm	150	150	150	150	150	1430	1580	1980	1505	1555	1620		1798	2032	2265	
	Height	mast extended h_4	mm	4040	4340	5040	5540	6040	4040	4340	5040	5390	5540	5740		6040	6540	7040	
	Tilt of mast	forward/backward α/β	°	6/12	6/12	6/8	6/8	3/6	6/12	6/12	6/8	6/6	6/6	6/6	6/6	6/6	3/6	3/6	
	Tyres	front/rear		28*9-15/14PR/6,50-10/14PR															
	Track	front/rear	mm	1060/970															
Maximum width	b_1	mm	1296																
RCD/RCG 40-50	Nominal lift	h_3	mm	3000	3300	4000	4500	5000	3000	3500	4000	3920	4350	4500	4700	5000	5500	6000	
	Height	h_1	mm	2390	2540	2940	3190	3440	2390	2640	2890	2245	2390	2441	2507	2640	2807	3005	
	Free lift	h_2	mm	150	150	150	150	150	1544	1794	2044	1399	1544	1595	1661	1794	1961	2159	
	Height	mast extended h_4	mm	4275	4575	5275	5775	6275	4275	4775	5275	5195	5625	5775	5975	6275	6771	7275	
	Tilt of mast	forward/backward α/β	°	6/12	6/12	6/8	6/6	3/6	6/12	6/12	6/8	6/6	6/6	6/6	6/6	6/6	3/6	3/6	
	Tyres	front/rear		28*9-15/14PR/6,50-10/10PR															
	Track	front/rear	mm	1180/1190															
Maximum width	b_1	mm	1485																



Side view

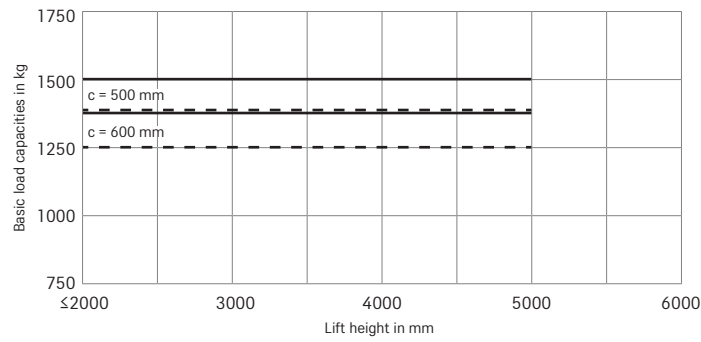


Top view

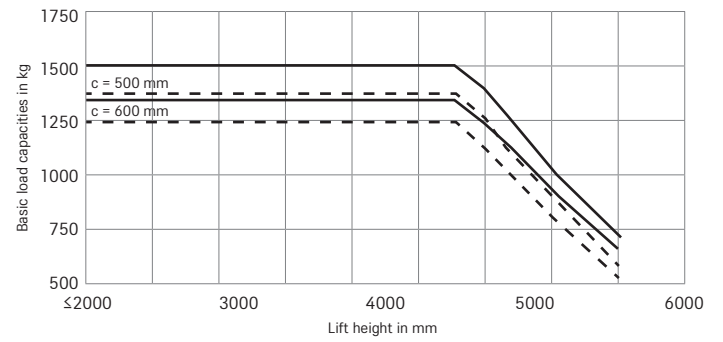
RCD/RCG Diesel and LPG Forklift Trucks

Basic Load Capacities

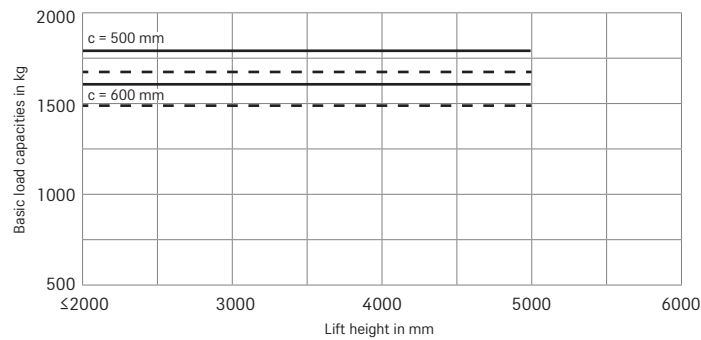
RCD/RCG 15 Tele/HiLo - Single SE tyres



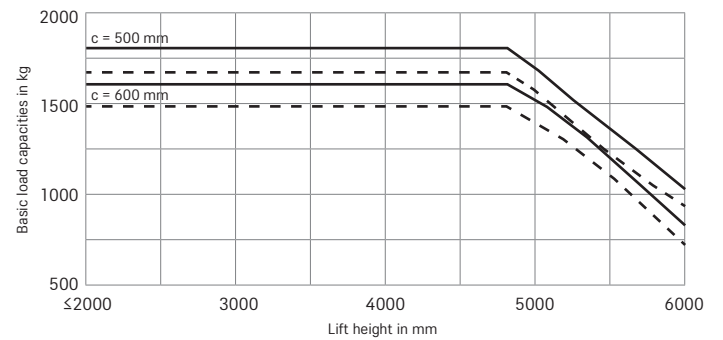
RCD/RCG 15 Triplex - Single SE tyres



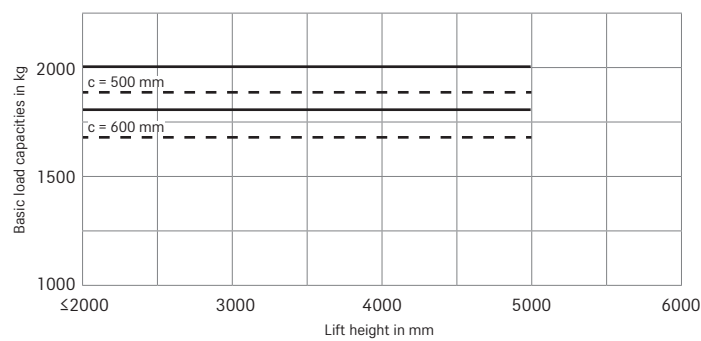
RCD/RCG 18 Tele/HiLo - Single SE tyres



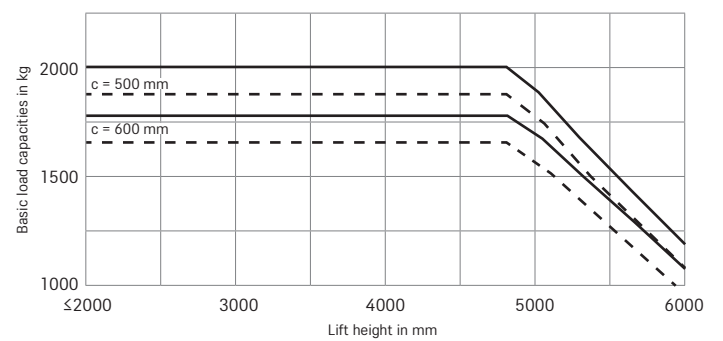
RCD/RCG 18 Triplex - Single SE tyres



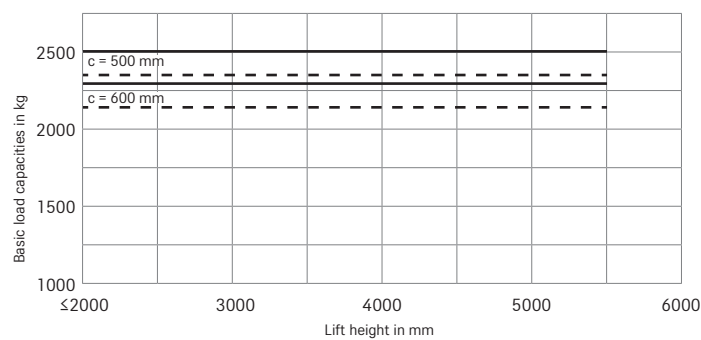
RCD/RCG 20 Tele/HiLo - Single SE tyres



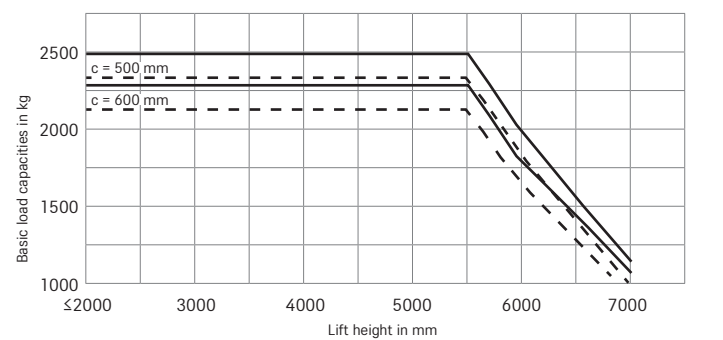
RCD/RCG 20 Triplex - Single SE tyres



RCD/RCG 25 Tele/HiLo - Single SE tyres



RCD/RCG 25 Triplex - Single SE tyres

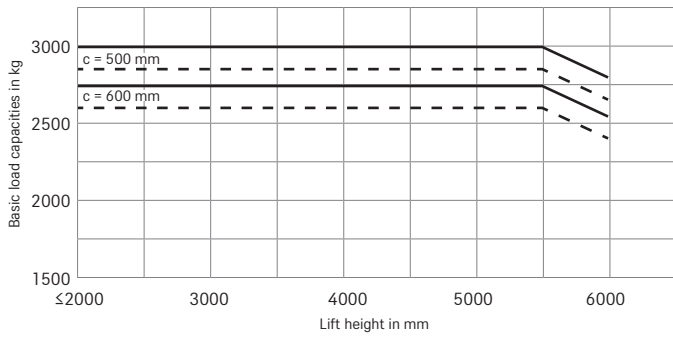


— Standard - - - With integrated sideshift forkpositioner and standard forks
 The values may vary depending on the truck equipment

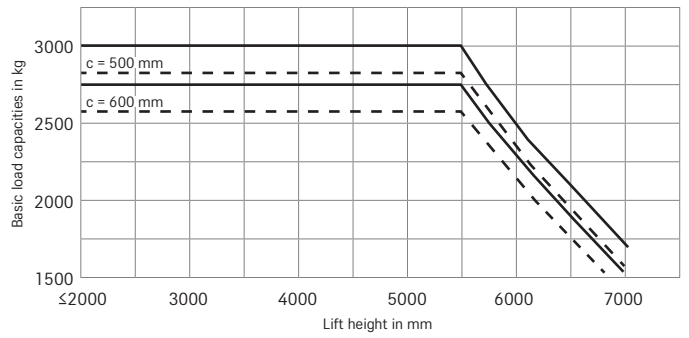
RCD/RCG Diesel and LPG Forklift Trucks

Basic Load Capacities

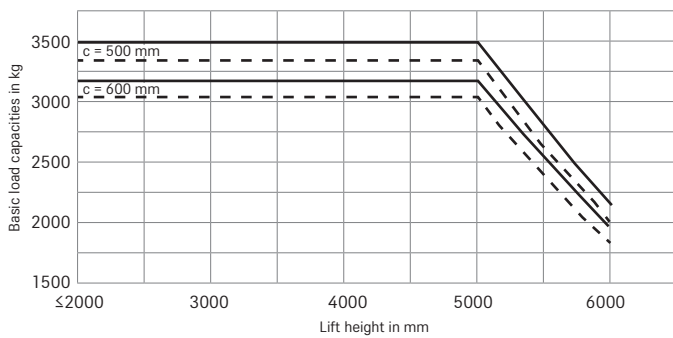
RCD/RCG 30 Tele/HiLo - Single SE tyres



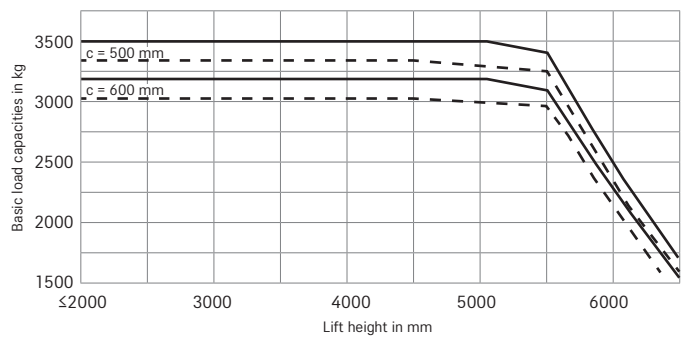
RCD/RCG 30 Triplex - Single SE tyres



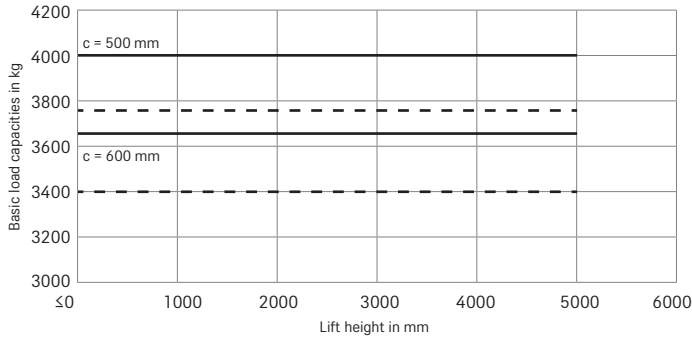
RCD/RCG 35 Tele/HiLo - Single SE tyres



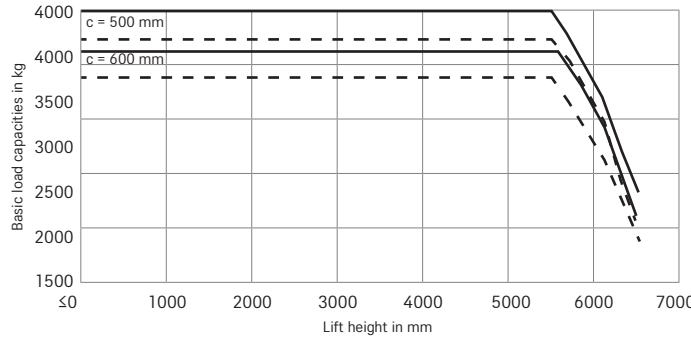
RCD/RCG 35 Triplex - Single SE tyres



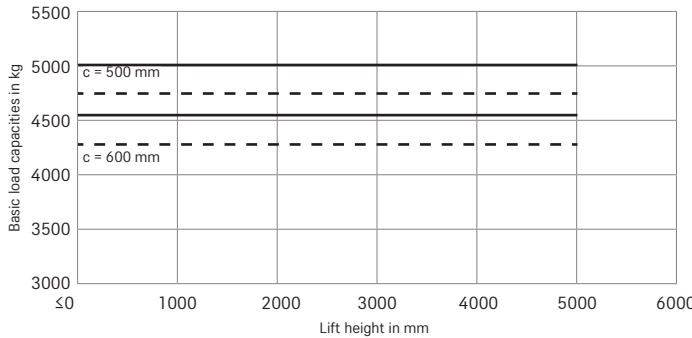
RCD/RCG 40 Tele/HiLo - Single SE tyres



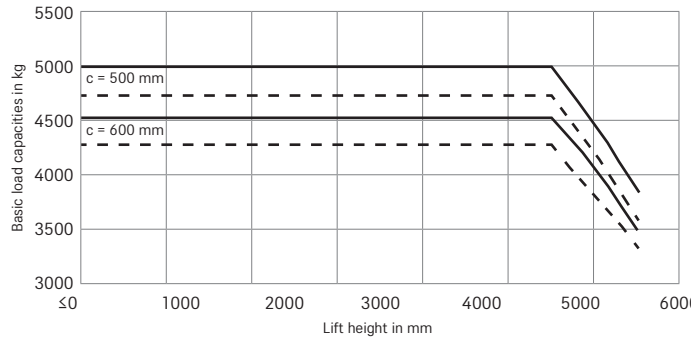
RCD/RCG 40 Triplex - Single SE tyres



RCD/RCG 50 Tele/HiLo - Single SE tyres




RCD/RCG 50 Triplex - Single SE tyres



— Standard - - - With integrated sideshift forkpositioner and standard forks
 The values may vary depending on the truck equipment

RCD/RCG Diesel and LPG Forklift Trucks
Detailed Photos



Good visibility through the mast enables increased safety and high turnover




The ergonomically designed operator platform is spacious and well organised with intuitive operating controls



The seamlessly adjustable steering column allows operators to select the most comfortable driving position



The multi-lever controls give the operator maximum control when using the hydraulic lifting system



Narrow bars on the overhead guard ensure optimum visibility and maximum safety



High maintainability thanks to fast and convenient access to the engine compartment



Changing gas cylinders is quick and easy thanks to the ergonomic cylinder holder with its swivel and fold-out mechanism, in normal working position here



Changing gas cylinders is quick and easy thanks to the ergonomic cylinder holder with its swivel and fold-out mechanism, in change position here

RCD Diesel Forklift Truck
The access to success



RCD 30

High performance: Powerful and reliable industrial motor

Everything in sight: Optimum view of forks and load carriers thanks to slim mast profile

Maximum safety: Robust overhead guard maximises the operator's view in all directions



The RCD/RCG is sure to put you on the road to success. A truck that has been developed for all those who are looking for a robust counterbalanced truck in the low-cost segment, ready for immediate use - without having to forgo the proven STILL quality. Available in a diesel or LPG version and with a lifting capacity of 1.5-5 tonnes, the RCD/RCG is a versatile all-rounder that offers an unmatched price-performance ratio. Whether you are handling containers, trailers or pallets, on ramps or on the flat, you can count on this counterbalanced

forklift truck to safely transport your goods to their destination. The suspension system for the operator's cab absorbs any jolts and vibrations caused by uneven floors; the hydraulic system is also very easy to control; and the operator enjoys excellent visibility on all sides. Furthermore, you can choose from a wide range of equipment options to suit your particular logistics planning requirements. It might be an entry-level truck, but with all these benefits, the RCD/RCG more than lives up to STILL's exceptional quality standards.

The 'Simply Efficient' factors: Performance attributes as a measure of economic efficiency



Simply easy

- Precise operation: Intuitive and precise load handling made easy thanks to separate inch pedal
- Direct transmission control: Quiet and smooth driving experience, even at low speeds and on ramps
- Comfortable operator's cab: Excellent suspension to absorb jolts and vibrations; comfortable seat; and large footwell with foot-operated parking brake



Simply powerful

- Reliable performance: Powerful industrial engine for reliable performance
- Adaptable to on-site conditions: Choice of mast and fork lengths to suit different applications
- Store heavy loads with ease: Thanks to the high residual load capacity, even heavy loads can be lifted to the desired height
- Well-equipped for tough working conditions: Dusty environments pose no problem thanks to additional air filter



Simply safe

- Safe goods handling: Excellent visibility on all sides of the truck
- Safe entry and exit: Wide metal step with anti-slip design
- Safe and ergonomic operation: Long hydraulic control elements and separate levers for each function
- Safe working in dark environments: High-spec lighting as standard
- Safe reversing: Rear handhold with integrated horn



Simply flexible

- Low-emission engine: Diesel and LPG engines both comply with Regulation (EU) 2016/1628 (Stage V emissions limits)
- Ergonomic gas cylinder changeover: Range of swivel and fold-out holders for different LPG cylinders available
- Choice of different cab variants: Forklifts available with full and semi cab designs
- Flexible options to suit any application: Wide range of equipment and attachments to choose from



Simply connected

- Easy networking: Optional interface for integration with STILL neXXt fleet management software

RCG LPG Forklift Truck
The access to success



RCG 20



RCG 25



	RCD 15/18/20	RCD 25/30/35	RCD 40/50	RCG 15/18/20	RCG 25/30/35	RCG 40/50
Driver's cab						
Steel overhead guard with open design	●	●	●	●	●	●
Various weatherproofing options	○	○	○	○	○	○
Tarpaulin cab	—	○	○	—	○	○
Driver's cab	○	○	○	○	○	○
Door on right and left with double sliding windows	○	○	○	○	○	○
Tinted front and rear windscreen, plastic roof window	○	○	○	○	○	○
Front and rear windscreen wiper and wash system	○	○	○	○	○	○
Handhold for reversing located on back right-hand side	●	●	●	●	●	○
Comfortable operator's seat	●	●	●	●	●	●
Warm water heating	○	○	○	○	○	○
Fan to keep operator platform cool in warm conditions	○	○	—	○	○	—
Mast						
Telescopic free view mast with and without full free lift	○	○	○	○	○	○
Triplex free view mast	○	○	○	○	○	○
Load backrest	●	●	●	●	●	●
Various fork carriage widths	○	○	○	○	○	○
Tilt angle 6/12 degrees, front/rear tilt	●	●	●	●	●	●
Sideshift forkpositioner	○	○	○	○	○	○
Tyres						
Super-elastic tyres, single or twin	●	●	●	●	●	●
Super-elastic tyres, natural colours, single or twin	○	○	○	○	○	○
Pneumatic tyres	○	○	○	○	○	○
Hydraulics						
Single or double-acting ancillary hydraulic system for controlling attachments	○	○	○	○	○	○
Ergonomic and sensitive multi-lever operating controls	●	●	●	●	●	●
High-quality multi-purpose universal oil for combustion engine and drive axle - for use all year round	●	●	●	●	●	●
Low-temperature hydraulic oil for combustion engine and drive axle - for forklifts operating in low temperatures down to -20 °C	○	○	○	—	—	—
Valve block preparation for controlling attachments with one or two functions without hose connections	○	○	○	○	○	○
Drive						
Forklifts with LPG system	—	—	—	●	●	●
Dry air filter with additional pre-filter	○	○	—	○	○	—
Larger dry air filter	—	○	—	—	—	○
Dry air filter	●	●	●	●	●	●
Raised exhaust pipe	●	●	●	●	○	—
Powerful industrial diesel engine - complies with EU5 emissions limits	●	●	●	—	—	—
Diesel particle filter	●	●	●	—	—	—
Powerful industrial LPG engine - complies with EU5 emissions limits	—	—	—	●	●	●
Regulated 3-way catalytic converter	—	—	—	●	●	●
Ergonomic holder for LPG cylinders of different diameters - swivel and fold-out design for simpler cylinder replacement	—	—	—	○	○	—
Holder for 2 LPG cylinders with different diameters - swivel design for simpler bottle replacement	—	—	—	—	—	●
Holder for LPG cylinders with different diameters - swivel design for simpler bottle replacement	—	—	—	●	●	—
Diesel fuel tank, 45 litres	●	—	—	—	—	—
Diesel fuel tank, 52 litres	—	●	—	—	—	—
Diesel fuel tank, 90 litres	—	—	●	—	—	—
Brake						
Mechanical/hydraulic operating brake	●	●	●	●	●	●
Safety						
Low centre of gravity and steering axle with high self-aligning bearing for optimum safety	●	●	●	●	●	●
Simple and safe entry and exit via large non-slip steps	●	●	●	●	●	●
Rear safety light, blue light spot and audible alarm	○	○	○	○	○	○
Audible alarm	●	●	●	●	●	●
LED lighting system	●	●	○	●	●	○
Audible alarm when reversing	●	●	●	●	●	●
Flashing light	○	○	○	○	○	○
Panoramic mirror	●	●	●	●	●	●
External rear mirror	○	○	○	○	○	○

● Standard ○ Optional — Not available



STILL GmbH
Berzeliusstr. 10
22113 Hamburg
Germany
Tel.: +49 40 73 39 20 00
Fax: +49 40 73 39 20 01
info@still.de

For further information please visit
www.still.eu

STILL is certified in the following areas: Quality management, occupational safety, environmental protection and energy management.



first in intralogistics