

RX 60 Technical Data Electric Forklift Truck

RX 60-25 (Plus)|Li-Ion

RX 60-25 (Plus)/600|Li-Ion

RX 60-25L (Plus)/600|Li-Ion

RX 60-30 (Plus)|Li-Ion

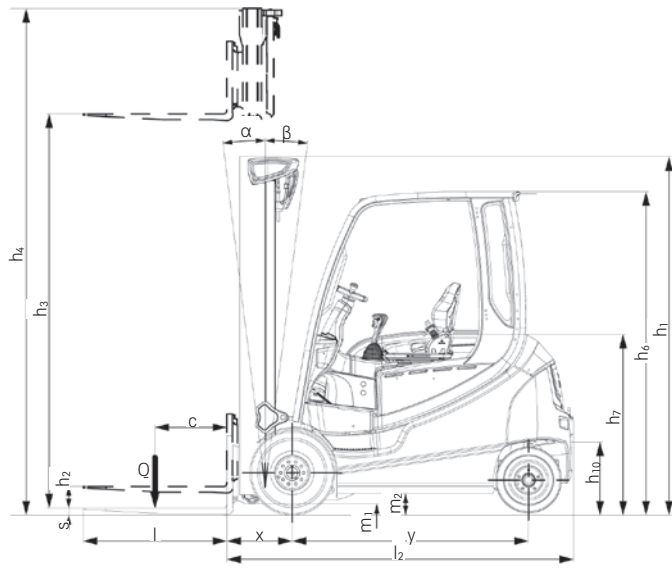
RX 60-30L (Plus)|Li-Ion

RX 60-30L (Plus)/600|Li-Ion

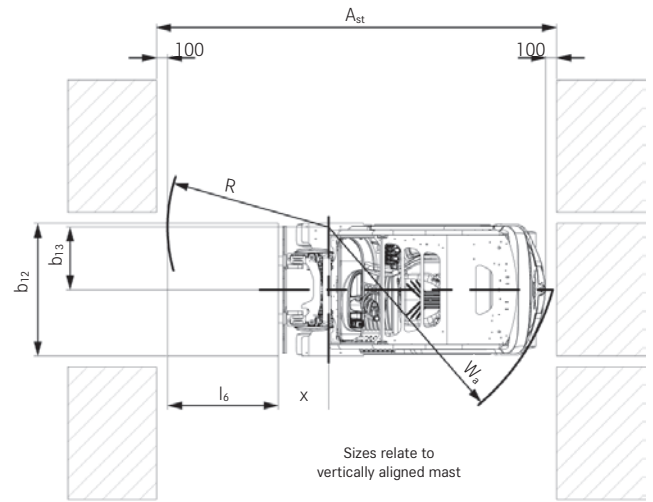
RX 60-35L (Plus)|Li-Ion



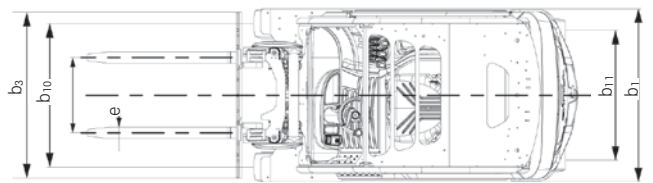
RX 60-25/35 Electric Forklift Truck
 Technical Drawings



Side view



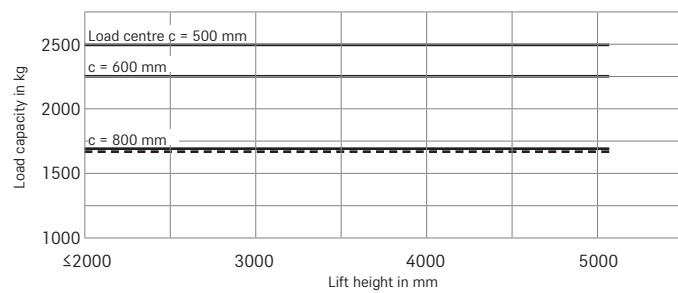
Top view



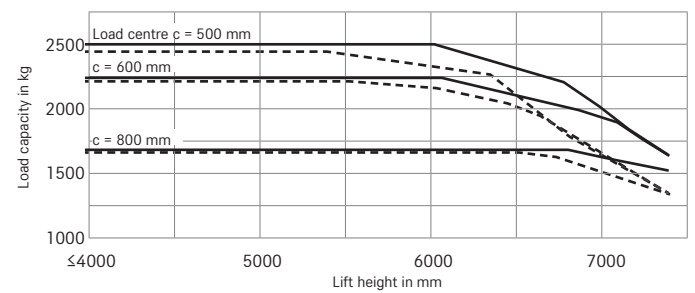
Top view

Basic Load Capacities

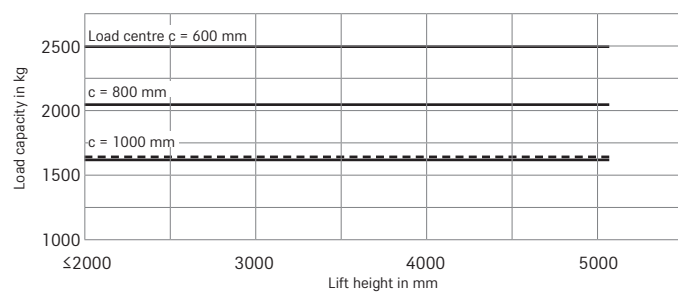
RX 60-25 Telescopic/HiLo mast



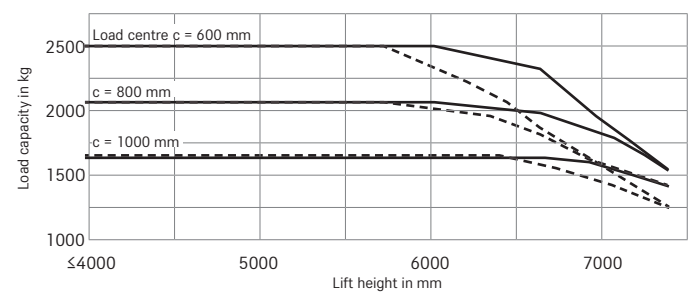
RX 60-25 Triplex mast



RX 60-25/600 Telescopic/HiLo mast



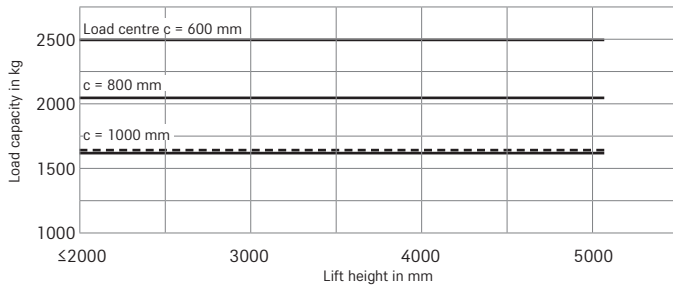
RX 60-25/600 Triplex mast



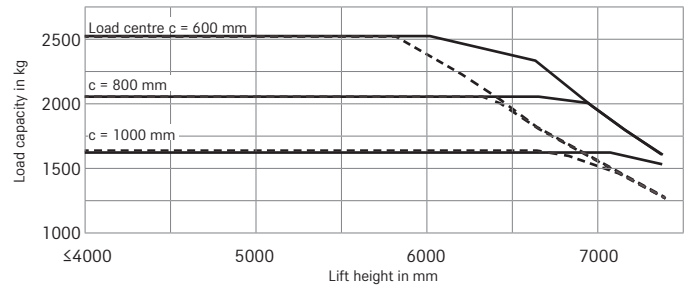
RX 60-25/35 Electric Forklift Truck

Basic Load Capacities

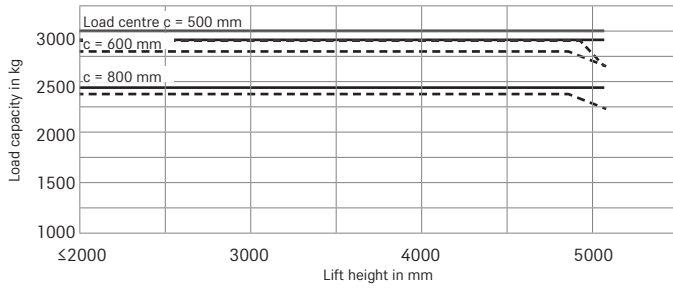
RX 60-25L/600 Telescopic/HiLo mast



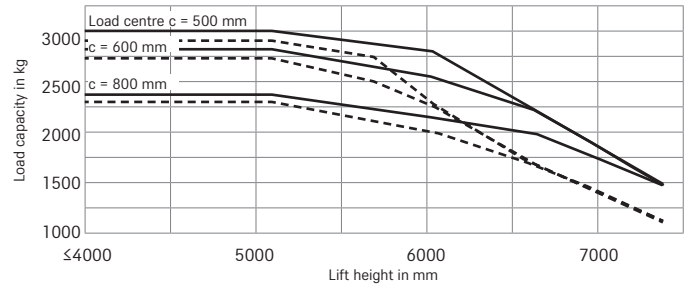
RX 60-25L/600 Triplex mast



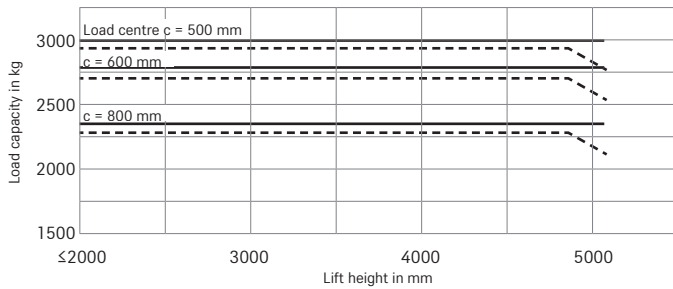
RX 60-30 Telescopic/HiLo mast



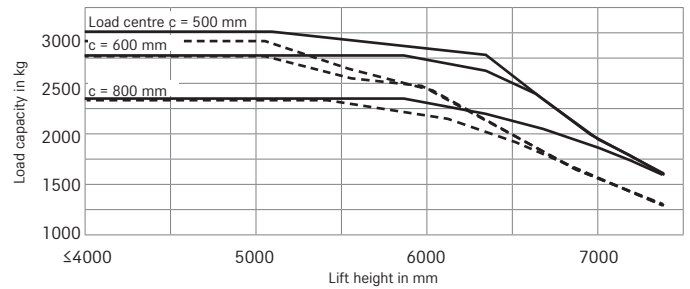
RX 60-30 Triplex mast




RX 60-30L Telescopic/HiLo mast



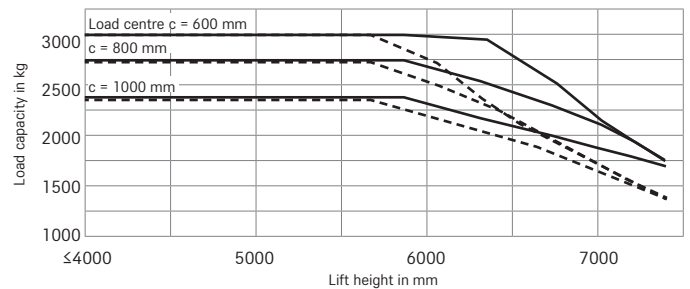
RX 60-30L Triplex mast



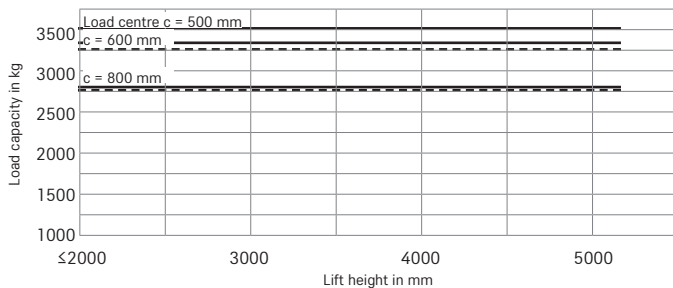
RX 60-30L/600 Telescopic/HiLo mast



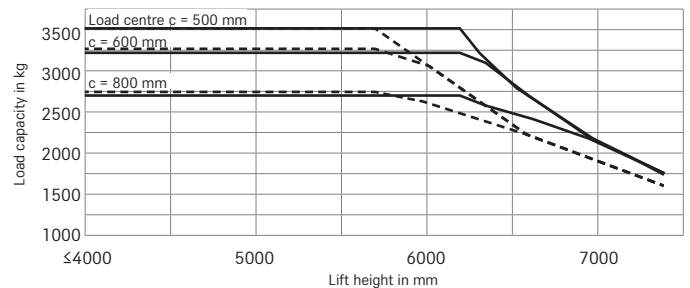
RX 60-30L/600 Triplex mast



RX 60-35L Telescopic/HiLo mast



RX 60-35L Triplex mast



— without side shifter - - - with fitted side shifter

RX 60-25/35 Electric Forklift Truck
Mast Tables



				Telescopic mast										HiLo mast					Triplex mast												
				2770	2870	3020	3170	3270	3670	4170	4570	5070	2890	2990	3090	3290	3690	4090	4590	4290	4440	4590	4890	5190	5390	5540	6040	6640	7390		
RX 60-25	RX 60-25	Nominal lift	h ₃	mm	2770	2870	3020	3170	3270	3670	4170	4570	5070	2890	2990	3090	3290	3690	4090	4590	4290	4440	4590	4890	5190	5390	5540	6040	6640	7390	
		Height	h ₁	mm	2075	2125	2200	2275	2325	2525	2775	2975	3225	2075	2125	2175	2275	2475	2675	2925	2075	2125	2175	2275	2375	2475	2525	2725	2925	3175	
		Free lift 4 roller fork carriage	h ₂	mm	160	160	160	160	160	160	160	160	160	160	1443	1493	1543	1643	1843	2043	2293	1443	1493	1543	1643	1743	1843	1893	2093	2293	2543
		Max. height, 4 roller fork carriage	h ₄	mm	3406	3506	3656	3806	3906	4306	4806	5206	5706	3548	3648	3748	3948	4348	4748	5248	4961	5111	5261	5561	5861	6061	6211	6711	7311	8061	
		Tilt angle	forward/backward	α/β	7/7										7/7					7/7											
	Adjustable fork spread			mm	216/368/445/521/673/760										216/368/445/521/673/760					216/368/445/521/673/760											
	RX 60-25/600	RX 60-25/600	Tyres	rear		180/70-8										180/70-8					180/70-8										
			Track	rear	mm	900										900					900										
			Tyres (standard performance)	front		225/75-10										225/75-10					225/75-10										
			Tracks (standard performance)	front	b ₁	mm	992										992					992									
			Maximum width (standard performance)			mm	1200										1200					1303									
		RX 60-25L/600	RX 60-25L/600	Tyres (plus performance*)	front		250/60-12										250/60-12					250/60-12									
				Track (plus performance*)	front	b ₁	mm	952										952					1050								
				Maximum width (plus performance*)			mm	1200										1200					1929								
				Tyres	rear		180/70-8										180/70-8					180/70-8									
Track				rear	mm	900										900					900										
RX 60-30/35	RX 60-30	Tyres (standard performance)	front		225/75-10										250/60-12					225/75-10											
		Tracks (standard performance)	front	b ₁	mm	992										1050					992										
		Maximum width (standard performance)			mm	1200										1296					1200										
		Tyres (plus performance*)	front		250/60-12										250/60-12					250/60-12											
		Track (plus performance*)	front	mm	992										1050					992											
	RX 60-30L/600	RX 60-30L/600	Maximum width (plus performance*)	b ₁	mm	1200										1296					1200										
			Tyres	rear		180/70-8										180/70-8					180/70-8										
			Track	rear	mm	900										900					900										
			Tyres (standard performance)	front		250/60-12										250/60-12					250/60-12										
			Tracks (standard performance)	front	b ₁	mm	992										1050					992									
RX 60-30/35	RX 60-30	Maximum width (standard performance)			mm	1200										1296					1200										
		Tyres (plus performance*)	front		315/45-12										315/45-12					315/45-12											
		Track (plus performance*)	front	mm	1004										1100					1004											
		Maximum width (plus performance*)	b ₁	mm	1303										1399					1303											
		Tyres	rear		180/70-8										180/70-8					180/70-8											
	RX 60-30L/600	RX 60-30L/600	Tyres	front		315/45-12										315/45-12					315/45-12										
			Track	front/rear	mm	1100/900										1004/900					1100/900										
			Maximum width	b ₁	mm	1303										1399					1303										

*Plus performance = high performance variant

Gradients

Maximum distance that can be driven in 60 minutes.

Example: with a load of 2,500 kg and an gradient of 15%, an RX 60-25 (standard performance) can drive a distance of 610 m up to ten times per hour.

Standard Performance	Gradient	Maximum distance in m							
		RX 60-25	RX 60-25/600	RX 60-25L/600	RX 60-30	RX 60-30L	RX 60-30L/600	RX 60-35L	
With load	20%	810	790	770	730	720	690	610	
	15%	6100	6000	5800	5200	5180	5050	4350	
	10%	7550	7390	7340	7140	7140	6790	6500	
	5%	10400	10300	10200	10100	10100	9850	9600	
Without load	25%	1250	1210	1170	1110	1100	1070	980	
	20%	6850	6710	6610	6570	6550	6460	6280	
	15%	9900	9600	9400	9360	9350	9290	9200	
	10%	12580	12450	12350	12340	12330	12240	12100	

Plus Performance*	Gradient	Maximum distance in m							
		RX 60-25	RX 60-25/600	RX 60-25L/600	RX 60-30	RX 60-30L	RX 60-30L/600	RX 60-35L	
With load	20%	2350	2150	2080	1860	1850	1420	1250	
	15%	5600	5305	5130	4620	4630	4440	4200	
	10%	9120	8910	8710	8130	8120	7910	7240	
	5%	14270	14180	14020	13300	13200	12800	12000	
Without load	25%	1500	1410	1380	1380	1380	1310	1210	
	20%	7820	7470	7110	7090	7080	6770	6460	
	15%	13690	12880	12630	12580	12440	11960	11610	
	10%	17400	17100	16980	16780	16760	16690	16480	

Dry rough concrete = coefficient of friction 0.80
Battery: standard as per specification sheet
Speed is variable

*Plus performance = high performance variant

RX 60-25/35 Electric Forklift Truck
Detailed Photos



Full cab for outdoor use in all weathers



Optimum availability due to fast and safe battery change



Slim mast ensures excellent view of the forks and extremely high safety standards



Safe and precise loading and unloading thanks to clear view forwards and upwards



Spacious driver's workstation for safe, fatigue-free working



Excellent view of the prongs



High level of safety thanks to large, non-slip steps for easy entry



Safe, intuitive operation with the STILL Easy Control display and control module

RX 60-25/35 Electric Forklift Truck
The Accelerator



RX 60-25/35 Electric Forklift Truck The Accelerator

Exceptional performance: highest handling performance of its class

Easily accessible: highest range with one battery charge

Ideal workstation: spacious cabin with STILL Easy Control on-board computer



Make the most of the smart performance offered by an exceptional accelerator. Right from the start the RX 60-25/35 will win over any operator with its perfect balance of power, ergonomics, manoeuvrability and energy efficiency. It is not only a high performer – it is one of the very best: the RX 60-25/35 boasts optimum handling rates in weight classes of up to 3.5 tonnes. At the same time, this intralogistics powerhouse can reach speeds of 21 km/h and is a top performer when it comes to range, offering the highest range per battery charge in this segment. Choose our STILL lithium-ion technology and you can run three shifts with your forklift truck without a replacement battery.

Whatever your needs, the RX 60 can be operated intuitively and precisely in any situation. And thanks to the quick-start mode, this nimble truck is ready to start work as soon as you sit down in the spacious driver's cab. Here, you will also find yet another outstanding feature – the STILL Easy Control on-board computer. This tool gives you direct access to key performance functions and provides a constant overview of all the relevant vehicle information. Go electric with a forklift truck that delivers the very best performance every second and in every application.

The 'Simply Efficient' factors: Performance attributes as a measure of economic efficiency



Simply easy

- Intuitive handling: standard, easy-to-use operating concept across the whole RX product line
- Efficiency-enhancing: easy entry into a highly ergonomic driver's cab
- STILL Easy Control on-board computer: all relevant information at a glance and performance functions just a click away
- Ultra-fast: easy-to-operate lateral battery change



Simply powerful

- Intralogistics powerhouse: highest handling performance of its class
- Performance boost: sprint mode for peak performance at the touch of a button
- Optimum energy efficiency: exceptionally long range with each battery charge
- Lift and accelerate faster than ever: available as a high performance variant with extra-powerful drive and lift motors
- Intelligent support: traction control and other assistance functions
- Ready at all times: optional STILL lithium-ion technology for maximum availability



Simply safe

- Safe and precise handling: high-precision hydraulics and agile driving dynamics
- Safe entry: large handle, anti-slip rubber mat and wide step
- Optimal panoramic view: slim mast and extra-large windows
- Systematic safety: optional pre-shift check on the display to help with the daily safety inspection
- Safety for every application: wide range of additional equipment options – from a direction indicator on the display to the Safety Light 4Plus safety lighting, as well as Curve Speed Control for automatic speed reduction when cornering



Simply flexible

- Flexible control options: multi-lever, mini-lever, Fingertip or Joystick 4Plus
- Adjustable performance dynamics: parameters such as driving and lifting speed can be adjusted to personal preferences at the touch of a button
- Operating power tailored to your specifications: wide variety of equipment options for every application



Simply connected

- Optimum networking: optional interface for integration into fleet management software such as STILL neXXt fleet
- Controlled use: optional access control protects against incorrect operation

RX 60-25/35 Electric Forklift Truck

Equipment Variants



	RX 60-25/-30	RX 60-30L/-35L	RX 60-25/-25L/-30L with LSP 600 mm
	●	●	●
Operating costs kept low thanks to low energy consumption and long service intervals	●	●	●
Weather-protected, canvas or full cab	○	○	○
Drive-in overhead guard with makrolon roof	○	○	○
Driver cab suitable for container loading (height: approx. 2135 mm)	○	○	○
Tinted front windscreen, rear and roof windows made of either green-tinted or makrolon laminated safety glass, plus windscreen wiper and wash system	○	○	○
Splash-proof operating unit featuring colour display, function buttons and menu navigation	●	●	●
MSG 65 Grammer seat with leatherette cover	●	●	●
Seat with textile cover, airsprung, leatherette cover, lumbar support, height-adjustable back extension, heated seat	○	○	○
Swivel seat can be rotated to the right	○	○	○
Grab handle on front and back of protective roof	●	●	●
Horizontal spring plate for driver's seat to minimise human vibrations	○	○	○
Radio/MP3 player with USB connection and Bluetooth	○	○	○
Electrical heating 2000 W incl. defrosting blaster	○	○	○
Air conditioning	○	○	○
Dual-pedal control	○	○	○
Adjustable roof window for instant cabin ventilation	○	○	○
Clamp mount for mobile phone, mounted adjustably on the overhead guard bar	○	○	○
Raised driver's workplace (208 mm) for optimal view over bulky loads, e.g. beverage industry	○	○	○
Free view mast available in telescopic, HiLo and triplex versions	○	○	○
Load backrest	○	○	○
Mast vertical position at the push of a button	○	○	○
Hydraulic accumulator in the lifting cylinder to attenuate pressure peaks in the hydraulic system	○	○	○
Bellows protect the tilt cylinder from dust and moisture	○	○	○
Fork wear protection	○	○	○
Various fork carriage widths, integrated sideshifting and fork adjusting devices	○	○	○
Display showing tilt angle and cushioned lowering in the tilt end positions	○	○	○
Single tyres, superelastic, SIT system	●	●	●
Single tyres, natural colours, superelastic, SIT system	○	○	○
Twin tyres, superelastic, SIT system, black or natural colours	○	○	○
Proportional valve technology for especially sensitive movements	○	○	○
Cold store version with special low temperature oil	○	○	○
Multi-lever operation	●	●	●
Armrest with mini-levers, Fingertip or Joystick 4Plus	○	○	○
Shake function for easy tipping of containers	○	○	○
Three fixed and two freely configurable driving programs, Blue-Q energy saving mode	●	●	●
Display showing energy consumption and remaining driving time based on current charge	●	●	●
Maintenance-free drives for driving, steering and lifting; components enclosed to protect against dust and moisture	●	●	●
Li-Ion battery exchangeable 1:1	○	○	○
Sprint mode for highest handling performance at the push of a button	●	●	●
High performance variant (plus)	○	○	○
On-board charger	○	○	○
Fast-charging access	○	○	○
Wear-free disc brakes that run in an oil bath	●	●	●
Energy recovery when braking	●	●	●
Automatic, electro-hydraulic parking brake	●	●	●
Protective grille roof	○	○	○
EasyBelt restraint system for quick and safe fastening and unfastening	○	○	○
Sauerermann restraint system model Duo HRS-E/ERS or IWS restraint system with left-located strap opening	○	○	○
Headlights and LED lighting performance	○	○	○
LED floodlight headlights	○	○	○
Driver-adjusted speed limiter	○	○	○
STILL Safety Light 4Plus warning device	○	○	○
Curve Speed Control	●	●	●
Load measuring	○	○	○
Panoramic mirror	○	○	○
Direction can be changed both left- and right-handed via mini-console	○	○	○
FleetManager: access authorisation, shock detection, reports	○	○	○
Overload detection	○	○	○
Roof sensor for indoor and outdoor speed control	○	○	○
Lifting height sensor for exact measurement of the lifting height with optional assistance functions	○	○	○
Stability assistance system Dynamic Load Control	○	○	○
Pre-shift check on the display for a guided safety check before starting to drive	○	○	○
Intelligent seat belt control with logic check	●	●	●
Rockinger trailer coupling	○	○	○
Approved for road use	○	○	○
Surround View: 360° camera view	○	○	○
Explosion-proof variant	○	○	○
Safety Zone Light: warning light bars on the left and right of the vehicle	○	○	○

● Standard ○ Option



STILL GmbH
Berzeliusstr. 10
22113 Hamburg
Germany
Tel.: +49 40 73 39 20 00
Fax: +49 40 73 39 20 01
info@still.de

For further information please visit
www.still.eu

STILL is certified in the following areas: Quality management, occupational safety, environmental protection and energy management.



first in intralogistics